

25-26 Secondary FID: Classkick Directions


- [Navigating to Classkick & Logging In](#)
- [Troubleshooting Suggestions \(it's not working\)](#)
- [What to Do After Your Work is Submitted](#)
- [Finding & Completing Your FID Work](#)
- [Messaging Your Teacher](#)
- [FID Attendance & Grading](#)

NAVIGATING TO CLASSKICK & LOGGING IN

Open the Classkick App on your iPad.



← Classkick App



← Self Service

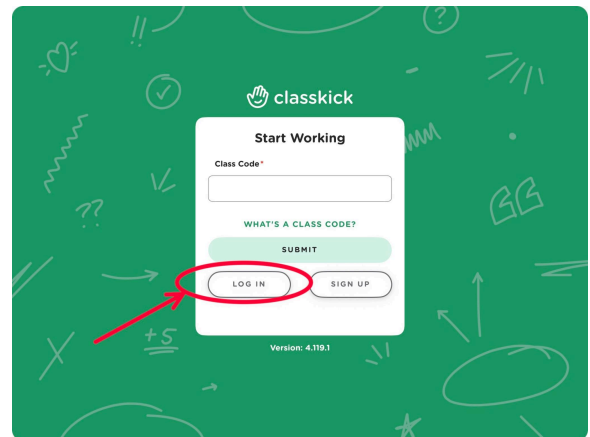


→ *For Web Version

If you do not have the Classkick App, install it from Self-Service.

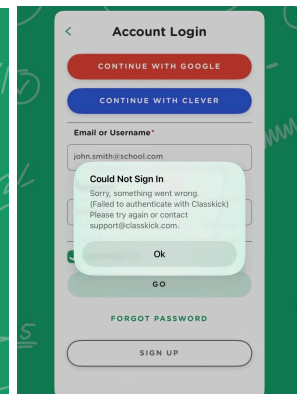
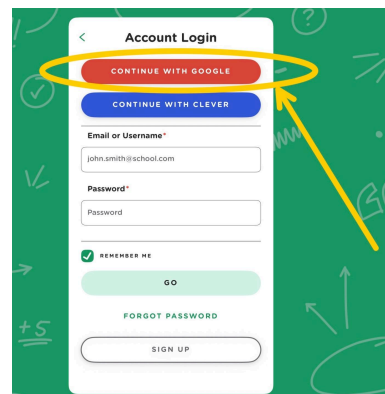
(If you are unable to install the Classkick App from Self-Service, you can use the web version. Open your camera app and scan this QR code to go right to this link: app.classlink.com/login

When you first open the app, you should see a login screen. Tap the 'Log in' button.



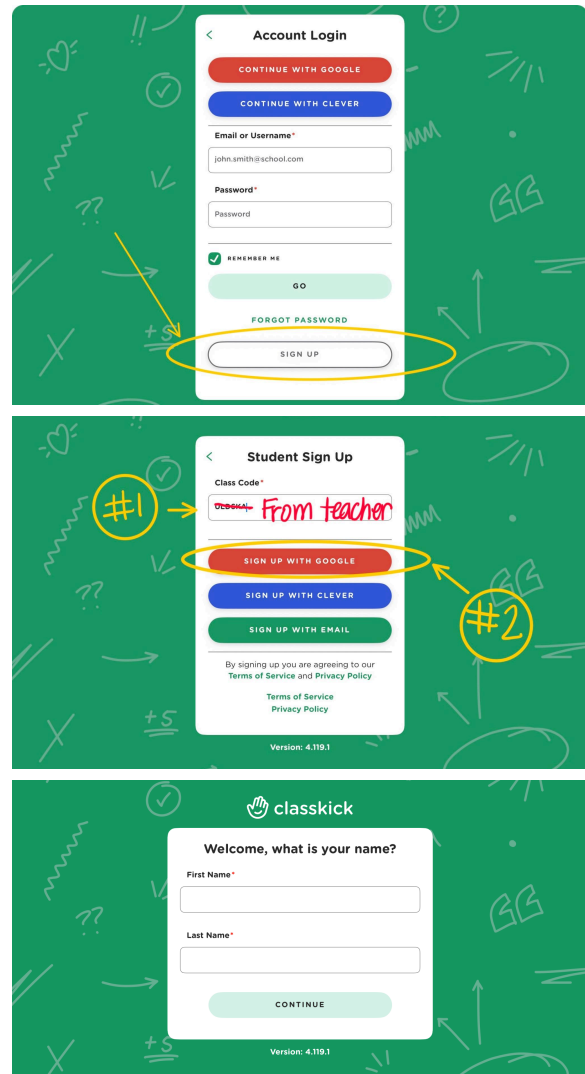
If you have already signed up for an account, tap the **red** button that says 'Continue with Google'.

- If you do not know for sure if you have an account, you may try to 'Continue with Google'. If you do not have an account, you will see the second screen.
 - If you do NOT have an account, you will need to tap 'Sign Up'. **



****If you need to 'Sign Up' for an account:**

- Tap 'Sign Up'.
- Type in the six letter/number 'Class Code' given to you from your teacher. **(see #1)**
- Tap the **red** 'Sign up with Google' Button **(see #2)**
- When prompted, enter your school email in this format: StudentID@sdlancaster.org
- Enter your district provided three-word password.
- Press 'Continue' when prompted.
- You will then see the last screen to enter your First and Last name. Once you do, you will be able to tap the **green** 'Continue' button.



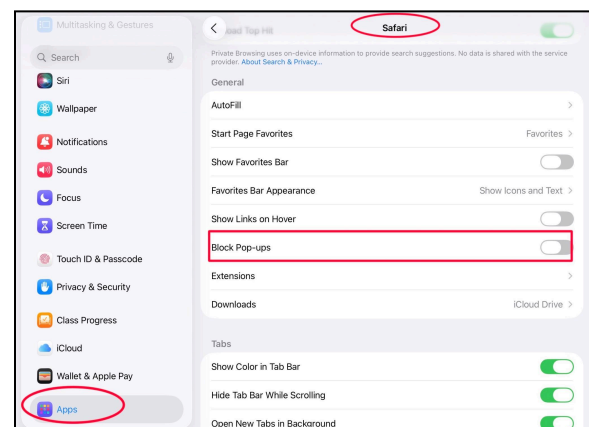
TROUBLESHOOTING SUGGESTIONS

If you're having any issues with getting the app or web version to work, try these steps:

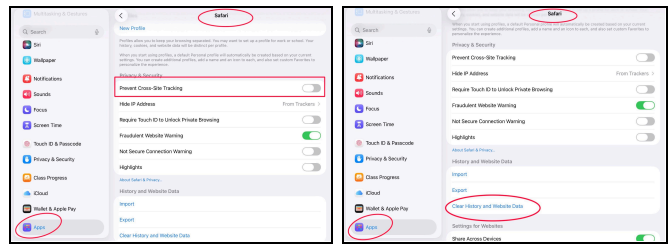
- Adjust Safari Settings
 - Open the Settings App
 - Scroll Down to Apps on the Left Side of the Screen and tap it
 - Go into Safari on the right side of the screen and tap it
 - Find 'Block Pop-Ups' and make sure it's toggled OFF (not green)
 - Find 'Prevent Cross-Site Tracking' and make sure it's toggled OFF (not green)
- Clear History and Website Data
 - Open the Settings App
 - Scroll Down to Apps on the Left Side of the Screen and tap it
 - Go into Safari on the right side of



← Settings App



- the screen and tap it
- Find 'Clear History and Website Data' and tap it
 - Confirm to clear ALL history and data

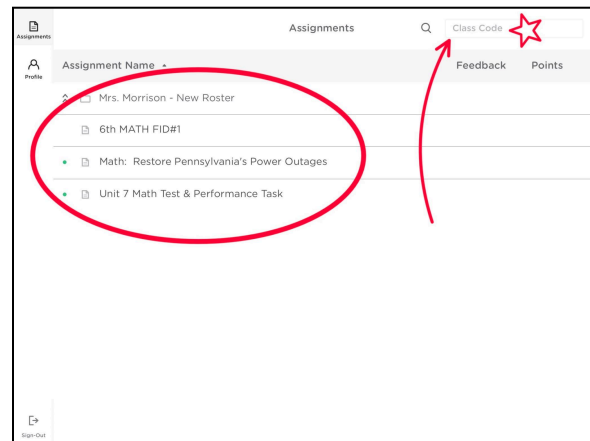


FINDING AND COMPLETING YOUR FID WORK

In Schoology, your teacher will give you a 6 letter/digit Class Code.

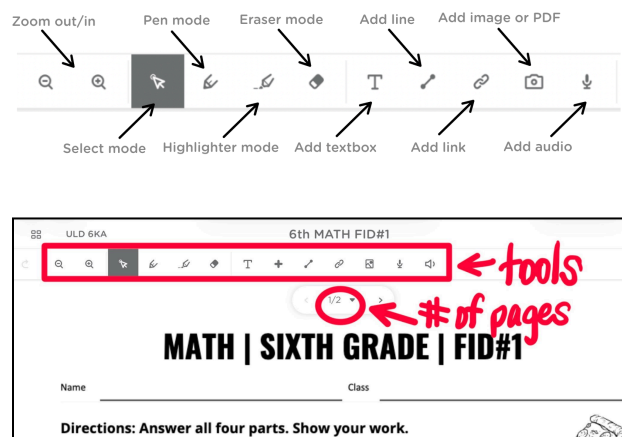
- To open a new assignment, enter the Class Code at the top right.
- Once you've opened your work, it will be listed under your assignments.

Note: If you didn't go through the log-in steps first, start at the beginning of this document.



At the top of your assignment, you have a variety of tools to choose from when completing your work. Use whichever tool you feel most comfortable with to show your thinking!

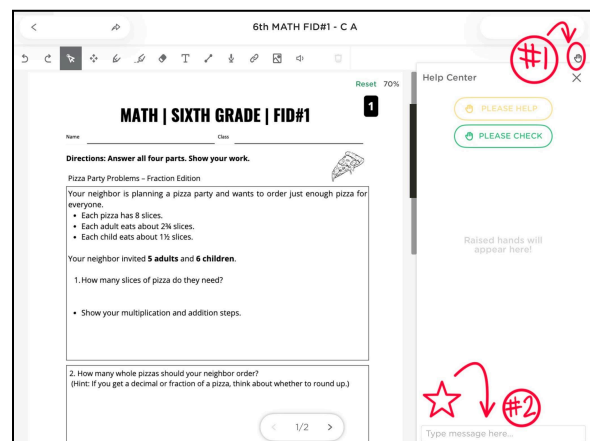
- Take note the number of pages to your activity and make sure you complete all parts of each page!
- Your teacher may leave you comments or notes about your work - check back to make sure you don't need to fix or complete any parts of your assignment.
- There is nothing you need to do to 'submit' your assignment.



MESSAGING YOUR TEACHER

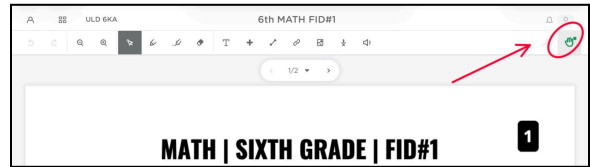
If you are working on your Classkick work and need help or need to ask a question, you can tap the 'Raise Hand' icon (#1) at the top right of your screen. In the help center you can type your teacher a message (#2).

- *Keep working on other parts of your task while you wait for a response from your teacher!*



AFTER YOUR WORK IS SUBMITTED - CHECK BACK!

*Check back in your *Notifications* to see if your teacher sends you any messages about your work. This is your chance to fix your work for a better grade!



ATTENDANCE AND GRADING

FID Attendance and Grading of work

→ Submitting any completed work will count as your daily attendance.
→ You will receive a grade in each subject based on task completion following a district-wide rubric.